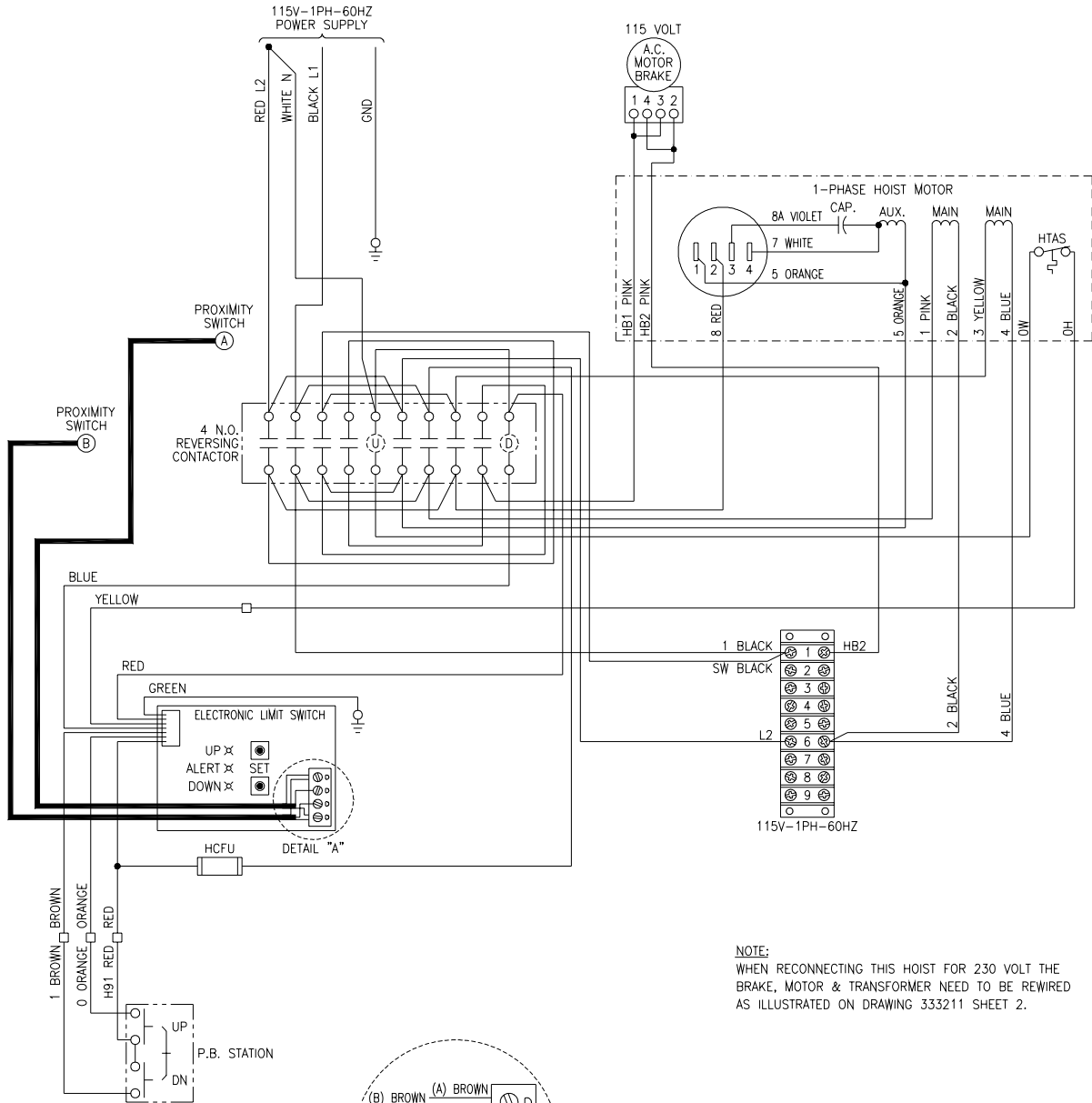


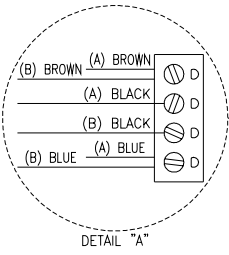
# Electric Chain Hoist Wiring Diagrams

## 1 PHASE, 115/230 VOLT RECONNECTABLE, SINGLE SPEED HOIST (Electronic Limit Switch)



**NOTE:**  
WHEN RECONNECTING THIS HOIST FOR 230 VOLT THE BRAKE, MOTOR & TRANSFORMER NEED TO BE REWIRED AS ILLUSTRATED ON DRAWING 333211 SHEET 2.

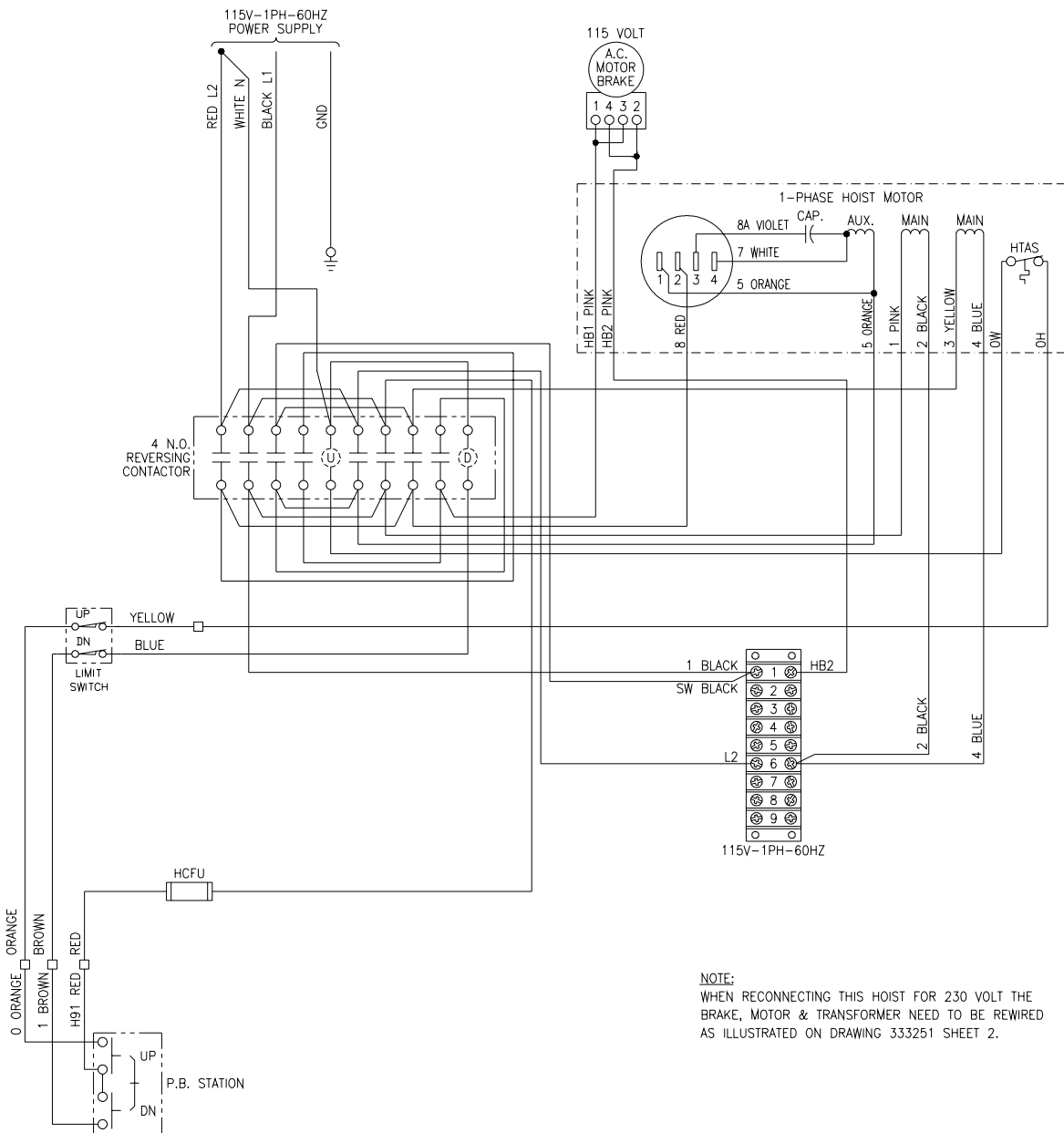
- ▲WARNING:**  
UNLESS HOOK RAISES WHEN "UP" BUTTON IS PRESSED SEVERE HOIST DAMAGE AND A DROPPED LOAD MAY RESULT.  
CORRECT IMPROPER HOOK DIRECTION BY INTERCHANGING MOTOR LEADS ORANGE (5) AND RED (8).  
DO NOT CHANGE PUSHBUTTON WIRING.
- ▲WARNING:**  
THIS EQUIPMENT MUST BE EFFECTIVELY GROUNDED ACCORDING TO APPLICABLE CODES.
- ▲AVERTISSEMENT:**  
CET EQUIPEMENT DOIT ETRE MIS A LA TERRE EN ACCORDANCE AVEC LES NORMES EN VIGUEUR.



### 115V CONNECTIONS, 1 PHASE

333211-01

# 1 PHASE, 115/230 VOLT RECONNECTABLE, SINGLE SPEED HOIST (Paddle Limit Switch)



**NOTE:**  
WHEN RECONNECTING THIS HOIST FOR 230 VOLT THE  
BRAKE, MOTOR & TRANSFORMER NEED TO BE REWIRED  
AS ILLUSTRATED ON DRAWING 333251 SHEET 2.

**▲WARNING:**  
UNLESS HOOK RAISES WHEN "UP" BUTTON  
IS PRESSED SEVERE HOIST DAMAGE AND A  
DROPPED LOAD MAY RESULT.  
CORRECT IMPROPER HOOK DIRECTION BY  
INTERCHANGING MOTOR LEADS ORANGE (5)  
AND RED (8).  
DO NOT CHANGE PUSHBUTTON WIRING.

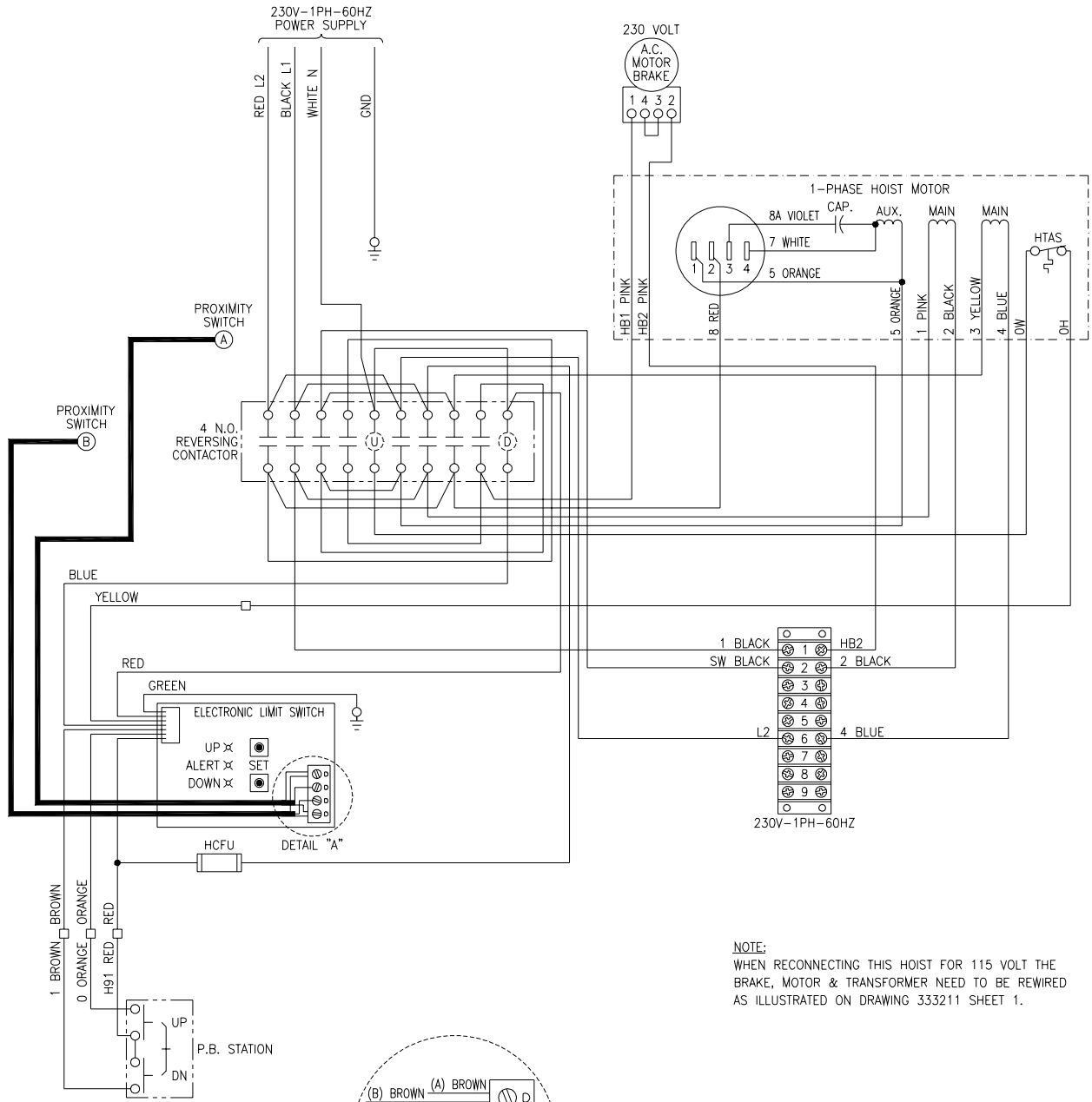
**▲WARNING:**  
THIS EQUIPMENT MUST BE EFFECTIVELY  
GROUNDED ACCORDING TO APPLICABLE  
CODES.

**▲AVERTISSEMENT:**  
CET EQUIPEMENT DOIT ETRE MIS A'LA TERRE  
EN ACCORDANCE AVEC LES NORMES EN  
VIGUEUR.

## 115V CONNECTIONS, 1 PHASE

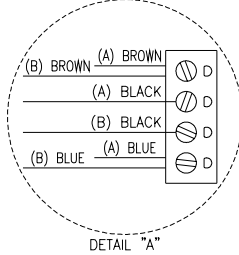
333251-01

# 1 PHASE, 115/230 VOLT RECONNECTABLE, SINGLE SPEED HOIST (Electronic Limit Switch)



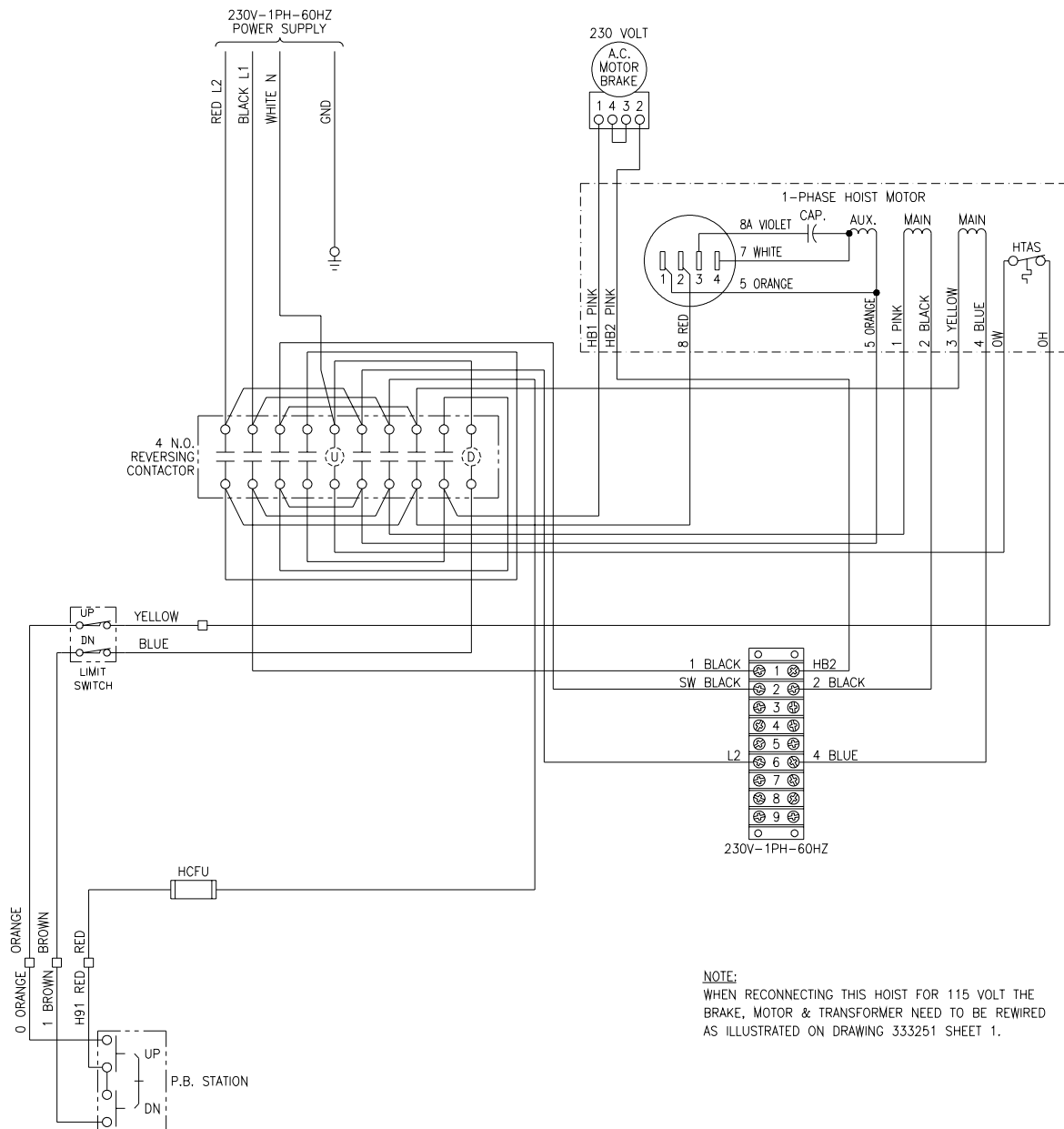
**NOTE:**  
WHEN RECONNECTING THIS HOIST FOR 115 VOLT THE BRAKE, MOTOR & TRANSFORMER NEED TO BE REWIRED AS ILLUSTRATED ON DRAWING 333211 SHEET 1.

- ▲WARNING:**  
UNLESS HOOK RAISES WHEN "UP" BUTTON IS PRESSED SEVERE HOIST DAMAGE AND A DROPPED LOAD MAY RESULT.  
CORRECT IMPROPER HOOK DIRECTION BY INTERCHANGING MOTOR LEADS ORANGE (5) AND RED (8).  
DO NOT CHANGE PUSHBUTTON WIRING.
- ▲WARNING:**  
THIS EQUIPMENT MUST BE EFFECTIVELY GROUNDED ACCORDING TO APPLICABLE CODES.
- ▲AVERTISSEMENT:**  
CET EQUIPMENT DOIT ETRE MIS A'LA TERRE EN ACCORDANCE AVEC LES NORMES EN VIGUEUR.



## 230V CONNECTIONS, 1 PHASE

# 1 PHASE, 115/230 VOLT RECONNECTABLE, SINGLE SPEED HOIST (Paddle Limit Switch)



**NOTE:**  
WHEN RECONNECTING THIS HOIST FOR 115 VOLT THE  
BRAKE, MOTOR & TRANSFORMER NEED TO BE REWIRED  
AS ILLUSTRATED ON DRAWING 333251 SHEET 1.

**▲WARNING:**

UNLESS HOOK RAISES WHEN "UP" BUTTON IS PRESSED SEVERE HOIST DAMAGE AND A DROPPED LOAD MAY RESULT. CORRECT IMPROPER HOOK DIRECTION BY INTERCHANGING MOTOR LEADS ORANGE (5) AND RED (8). DO NOT CHANGE PUSHBUTTON WIRING.

**▲WARNING:**

THIS EQUIPMENT MUST BE EFFECTIVELY GROUNDED ACCORDING TO APPLICABLE CODES.

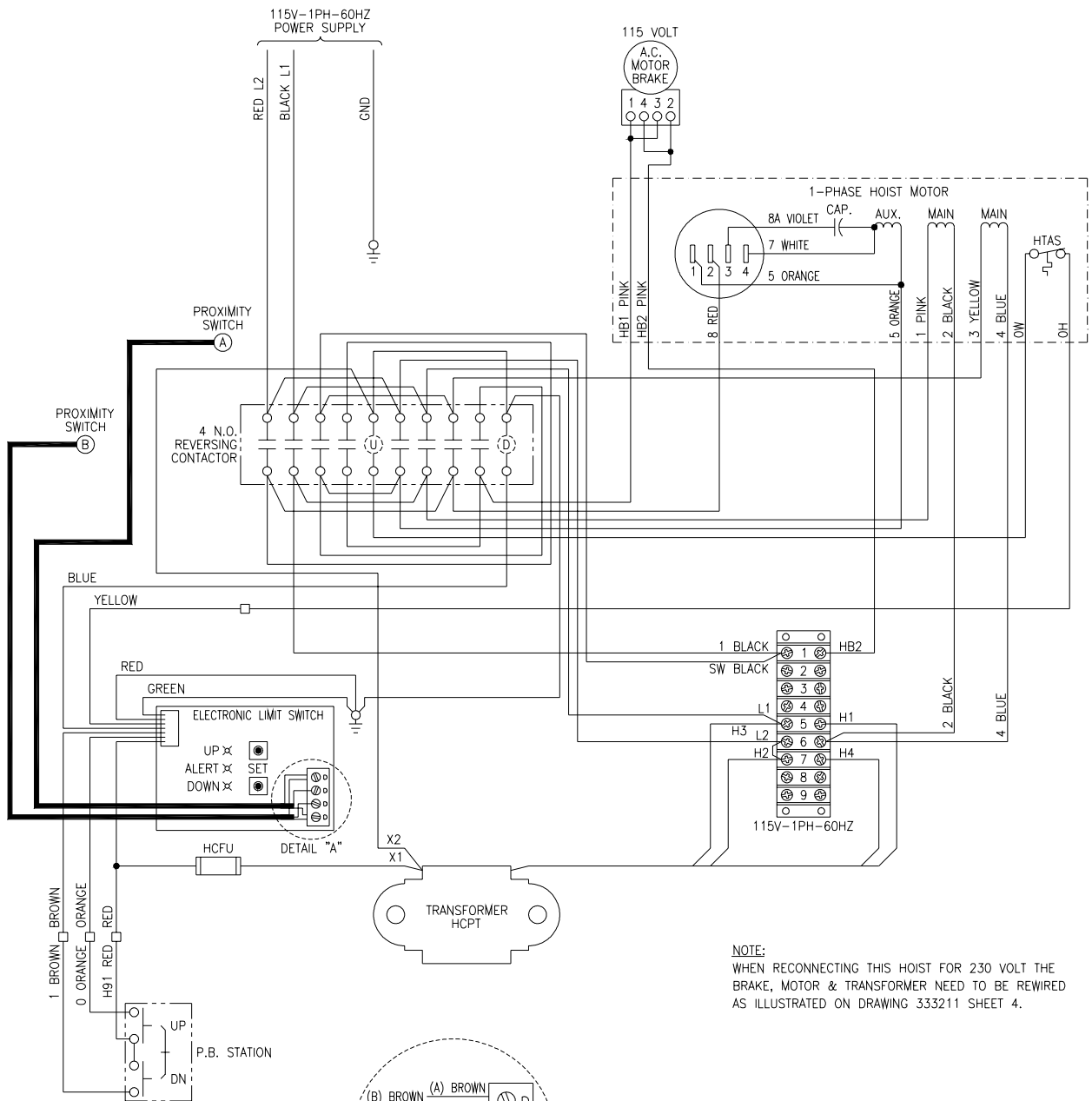
**▲AVERTISSEMENT:**

CET EQUIPEMENT DOIT ETRE MIS A LA TERRE EN ACCORDANCE AVEC LES NORMES EN VIGUEUR.

**230V CONNECTIONS, 1 PHASE**

333251-02

# 1 PHASE, 115/230 VOLT RECONNECTABLE, SINGLE SPEED HOIST WITH TRANSFORMER (Electronic Limit Switch)

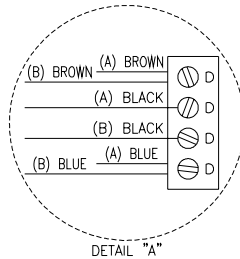


**NOTE:**  
WHEN RECONNECTING THIS HOIST FOR 230 VOLT THE  
BRAKE, MOTOR & TRANSFORMER NEED TO BE REWIRED  
AS ILLUSTRATED ON DRAWING 333211 SHEET 4.

**WARNING:**  
UNLESS HOOK RAISES WHEN "UP" BUTTON  
IS PRESSED SEVERE HOIST DAMAGE AND A  
DROPPED LOAD MAY RESULT.  
CORRECT IMPROPER HOOK DIRECTION BY  
INTERCHANGING MOTOR LEADS ORANGE (5)  
AND RED (8).  
DO NOT CHANGE PUSHBUTTON WIRING.

**WARNING:**  
THIS EQUIPMENT MUST BE EFFECTIVELY  
GROUNDED ACCORDING TO APPLICABLE  
CODES.

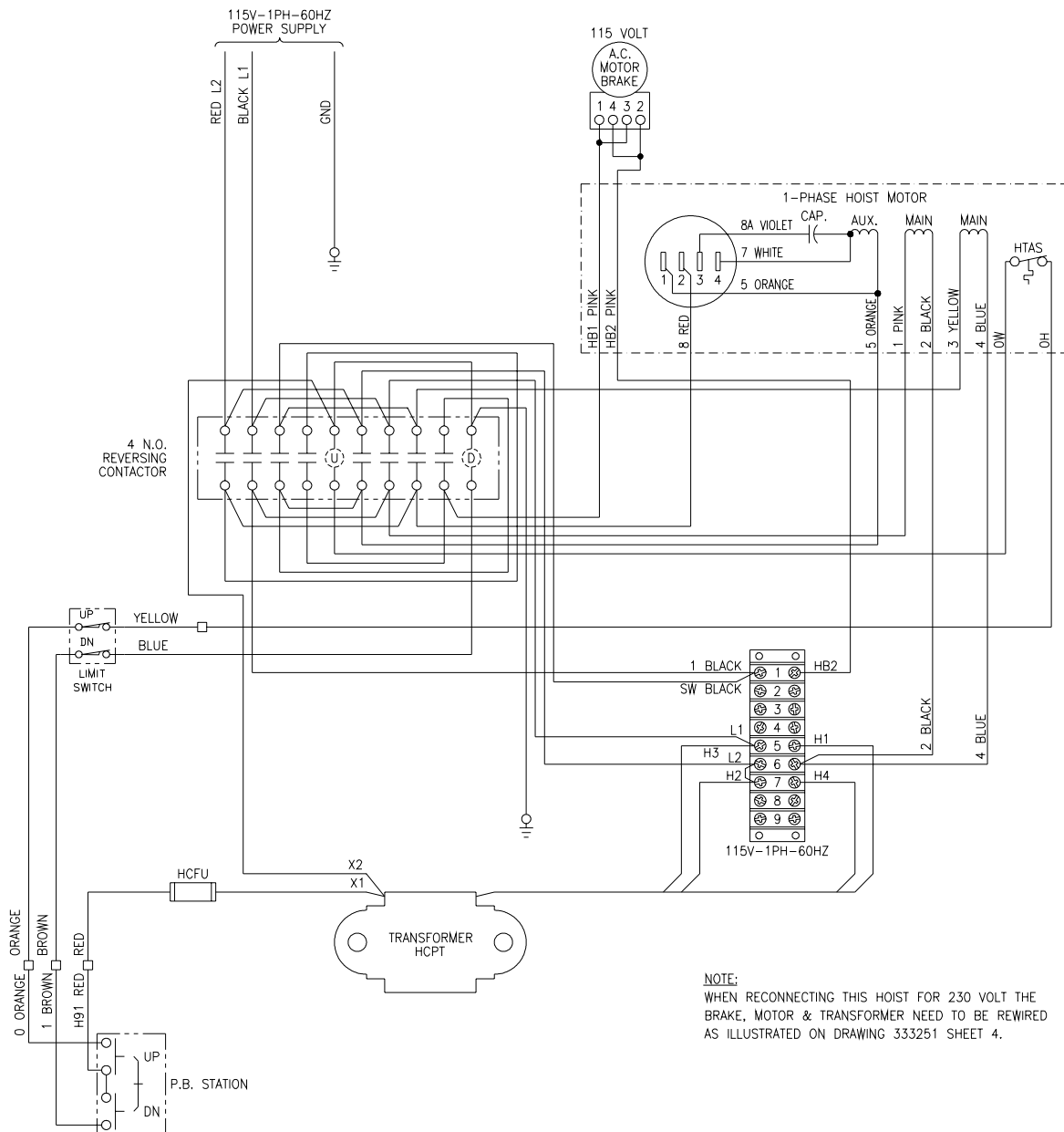
**AVERTISSEMENT:**  
CET EQUIPEMENT DOIT ETRE MIS A LA TERRE  
EN ACCORDANCE AVEC LES NORMES EN  
VIGUEUR.



## 115V CONNECTIONS, 1 PHASE

333211-03

# 1 PHASE, 115/230 VOLT RECONNECTABLE, SINGLE SPEED HOIST WITH TRANSFORMER (Paddle Limit Switch)



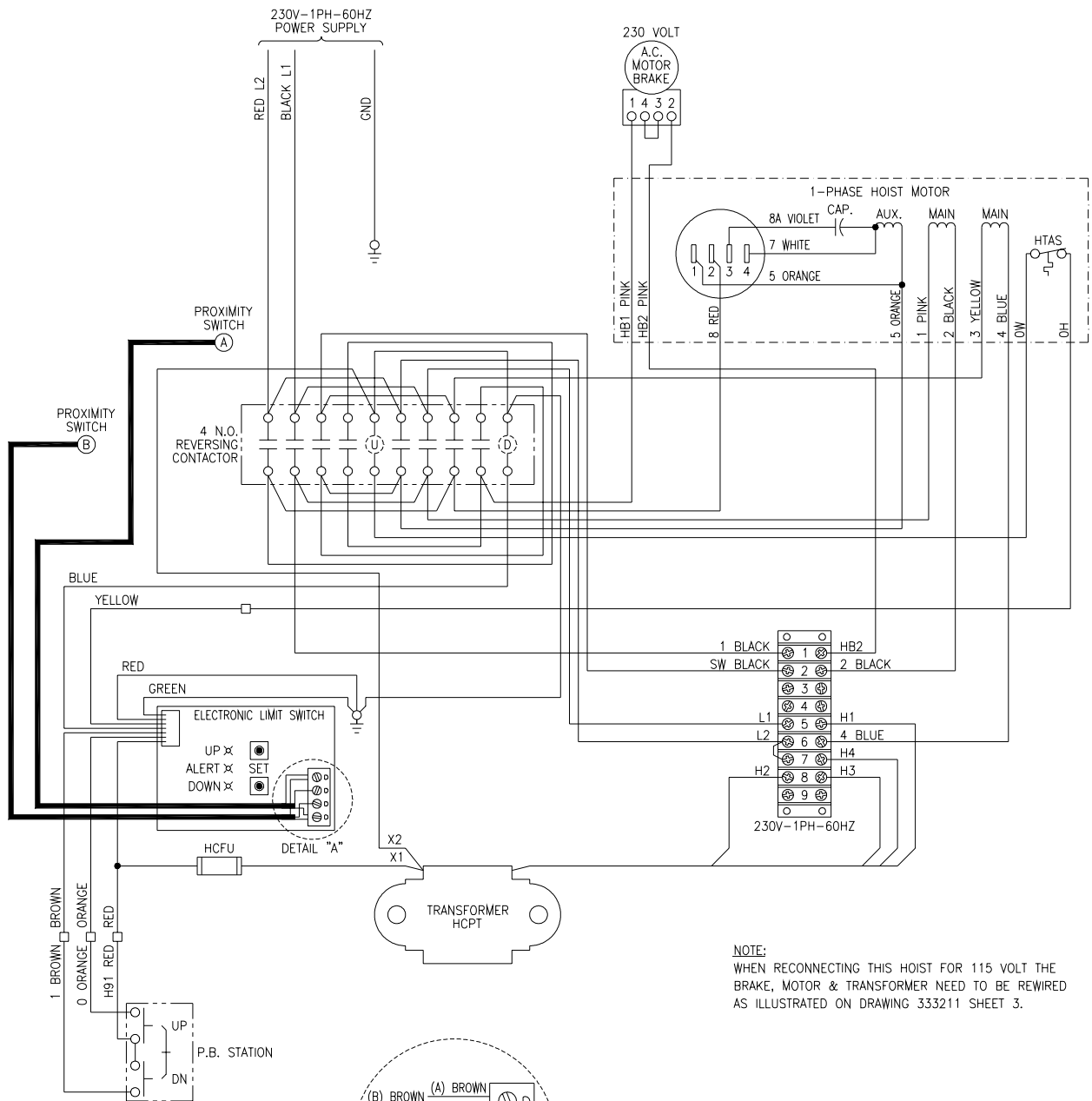
**NOTE:**  
WHEN RECONNECTING THIS HOIST FOR 230 VOLT THE  
BRAKE, MOTOR & TRANSFORMER NEED TO BE REWIRED  
AS ILLUSTRATED ON DRAWING 333251 SHEET 4.

- ▲WARNING:**  
UNLESS HOOK RAISES WHEN "UP" BUTTON IS PRESSED SEVERE HOIST DAMAGE AND A DROPPED LOAD MAY RESULT. CORRECT IMPROPER HOOK DIRECTION BY INTERCHANGING MOTOR LEADS ORANGE (5) AND RED (8). DO NOT CHANGE PUSHBUTTON WIRING.
- ▲WARNING:**  
THIS EQUIPMENT MUST BE EFFECTIVELY GROUNDED ACCORDING TO APPLICABLE CODES.
- ▲AVERTISSEMENT:**  
CET EQUIPEMENT DOIT ETRE MIS A'LA TERRE EN ACCORDANCE AVEC LES NORMES EN VIGUEUR.

## 115V CONNECTIONS, 1 PHASE

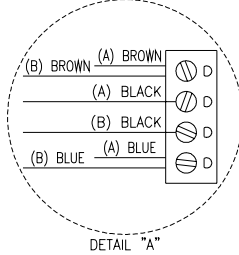
333251-03

# 1 PHASE, 115/230 VOLT RECONNECTABLE, SINGLE SPEED HOIST WITH TRANSFORMER (Electronic Limit Switch)



**NOTE:**  
WHEN RECONNECTING THIS HOIST FOR 115 VOLT THE BRAKE, MOTOR & TRANSFORMER NEED TO BE REWIRED AS ILLUSTRATED ON DRAWING 333211 SHEET 3.

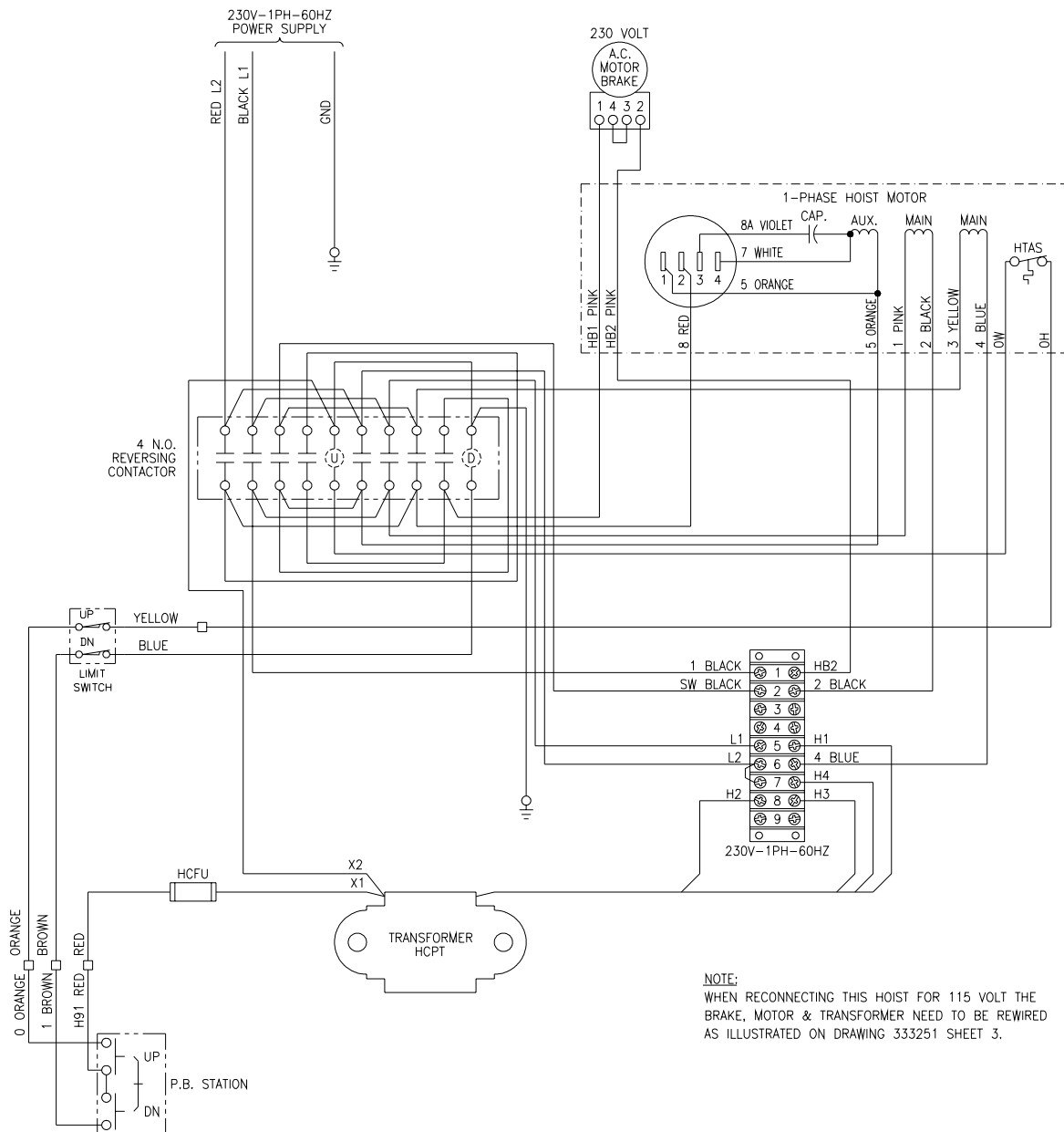
- ▲WARNING:**  
UNLESS HOOK RAISES WHEN "UP" BUTTON IS PRESSED SEVERE HOIST DAMAGE AND A DROPPED LOAD MAY RESULT.  
CORRECT IMPROPER HOOK DIRECTION BY INTERCHANGING MOTOR LEADS ORANGE (5) AND RED (8).  
DO NOT CHANGE PUSHBUTTON WIRING.
- ▲WARNING:**  
THIS EQUIPMENT MUST BE EFFECTIVELY GROUNDED ACCORDING TO APPLICABLE CODES.
- ▲AVERTISSEMENT:**  
CET EQUIPEMENT DOIT ETRE MIS A'LA TERRE EN ACCORDANCE AVEC LES NORMES EN VIGUEUR.



## 230V CONNECTIONS, 1 PHASE

333211-04

# 1 PHASE, 115/230 VOLT RECONNECTABLE, SINGLE SPEED HOIST WITH TRANSFORMER (Paddle Limit Switch)



**NOTE:**  
WHEN RECONNECTING THIS HOIST FOR 115 VOLT THE  
BRAKE, MOTOR & TRANSFORMER NEED TO BE REWIRED  
AS ILLUSTRATED ON DRAWING 333251 SHEET 3.

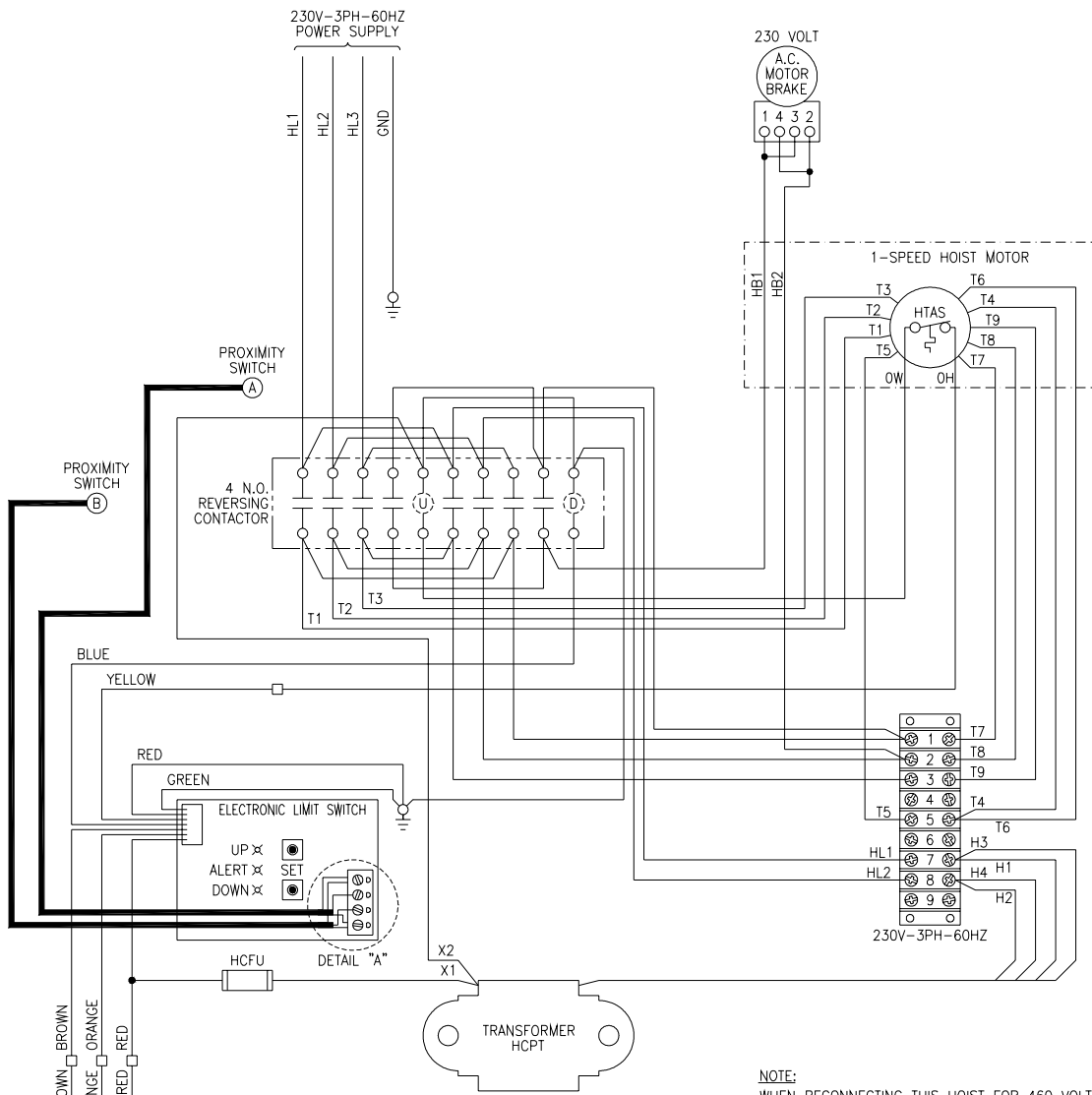
- ▲WARNING:**  
UNLESS HOOK RAISES WHEN "UP" BUTTON IS PRESSED SEVERE HOIST DAMAGE AND A DROPPED LOAD MAY RESULT. CORRECT IMPROPER HOOK DIRECTION BY INTERCHANGING MOTOR LEADS ORANGE (5) AND RED (8). DO NOT CHANGE PUSHBUTTON WIRING.
- ▲WARNING:**  
THIS EQUIPMENT MUST BE EFFECTIVELY GROUNDED ACCORDING TO APPLICABLE CODES.
- ▲AVERTISSEMENT:**  
CET EQUIPEMENT DOIT ETRE MIS A'LA TERRE EN ACCORDANCE AVEC LES NORMES EN VIGUEUR.

## 230V CONNECTIONS, 1 PHASE

333251-04



# 3 PHASE, 230/460 VOLT RECONNECTABLE, SINGLE SPEED HOIST (Electronic Limit Switch)

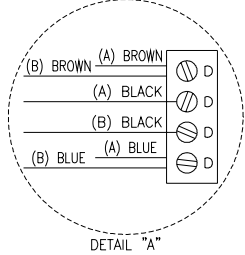


**NOTE:**  
WHEN RECONNECTING THIS HOIST FOR 460 VOLT THE BRAKE, MOTOR & TRANSFORMER NEED TO BE REWIRED AS ILLUSTRATED ON DRAWING 333213 SHEET 2.

**▲WARNING:**  
UNLESS HOOK RAISES WHEN "UP" BUTTON IS PRESSED SEVERE HOIST DAMAGE AND A DROPPED LOAD MAY RESULT.  
CORRECT IMPROPER HOOK DIRECTION BY INTERCHANGING INPUT POWER L1 AND L3 DO NOT CHANGE PUSHBUTTON WIRING.

**▲WARNING:**  
THIS EQUIPMENT MUST BE EFFECTIVELY GROUNDED ACCORDING TO APPLICABLE CODES.

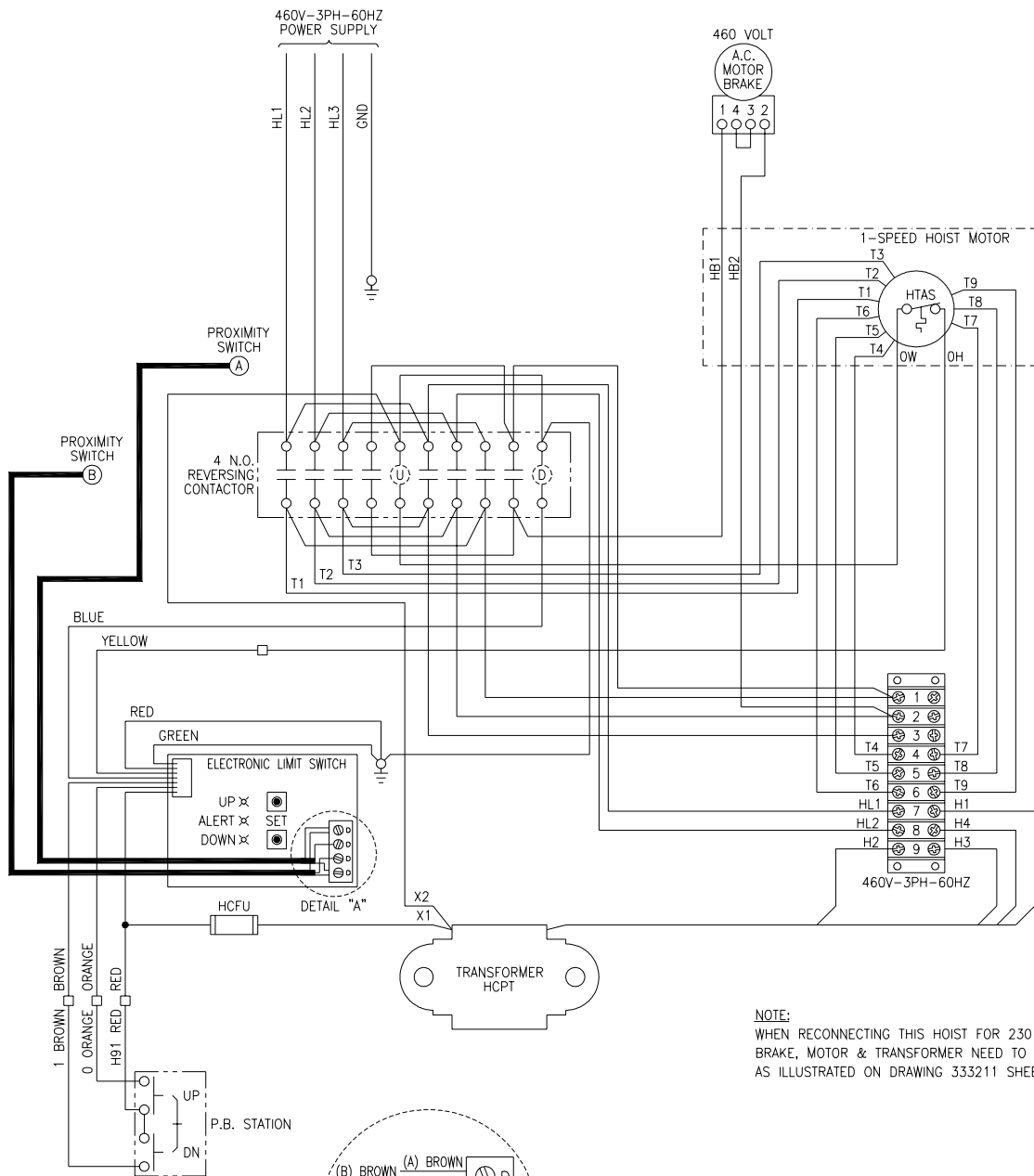
**▲AVERTISSEMENT:**  
CET EQUIPEMENT DOIT ETRE MIS A LA TERRE EN ACCORDANCE AVEC LES NORMES EN VIGUEUR.



## 230V CONNECTIONS, 3 PHASE

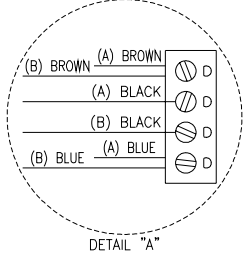


# 3 PHASE, 230/460 VOLT RECONNECTABLE, SINGLE SPEED HOIST (Electronic Limit Switch)



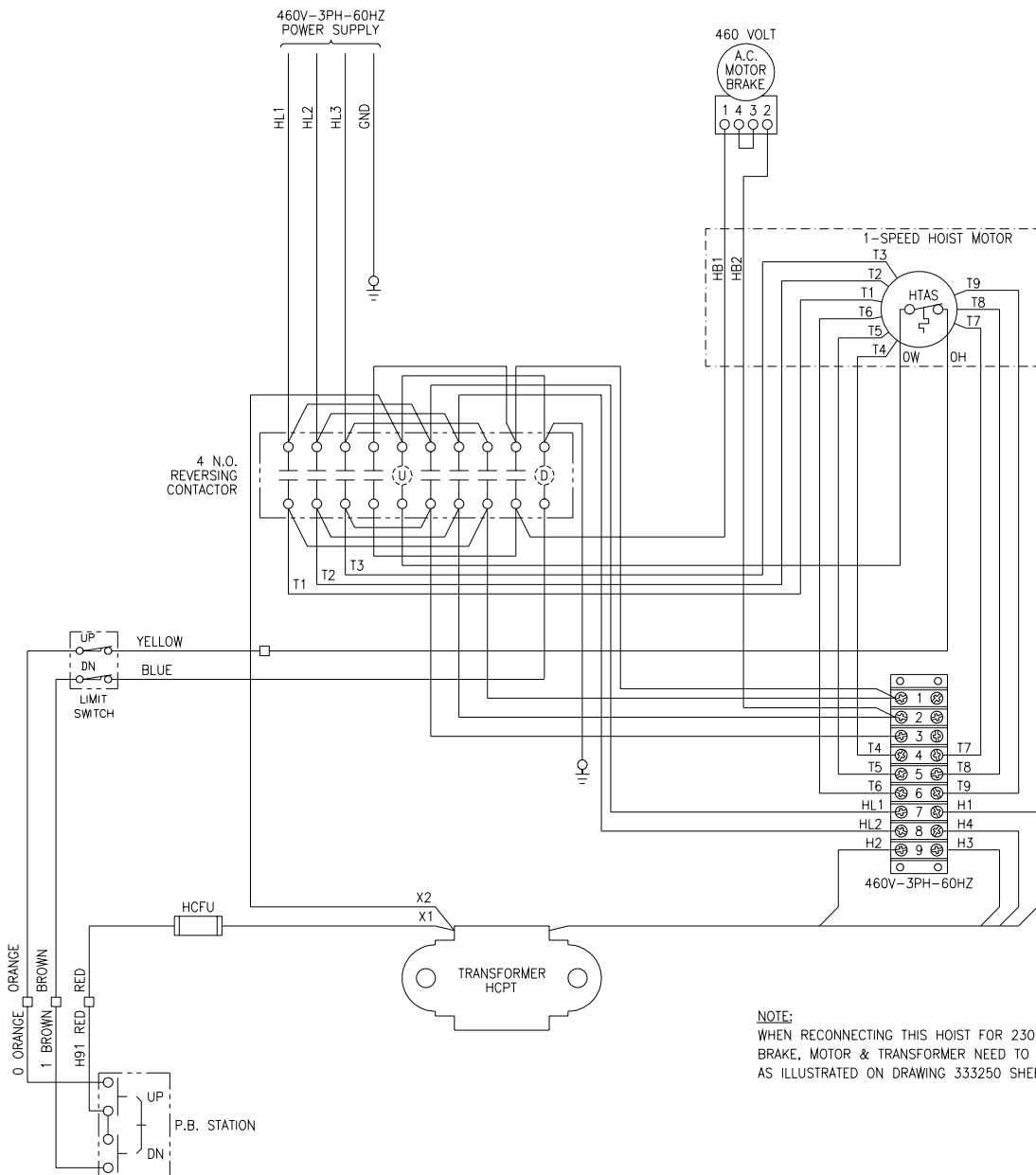
**NOTE:**  
WHEN RECONNECTING THIS HOIST FOR 230 VOLT THE BRAKE, MOTOR & TRANSFORMER NEED TO BE REWIRED AS ILLUSTRATED ON DRAWING 333211 SHEET 1.

- ▲WARNING:**  
UNLESS HOOK RAISES WHEN "UP" BUTTON IS PRESSED SEVERE HOIST DAMAGE AND A DROPPED LOAD MAY RESULT.  
CORRECT IMPROPER HOOK DIRECTION BY INTERCHANGING INPUT POWER L1 AND L3  
DO NOT CHANGE PUSHBUTTON WIRING.
- ▲WARNING:**  
THIS EQUIPMENT MUST BE EFFECTIVELY GROUNDED ACCORDING TO APPLICABLE CODES.
- ▲AVERTISSEMENT:**  
CET EQUIPEMENT DOIT ETRE MIS A'LA TERRE EN ACCORDANCE AVEC LES NORMES EN VIGUEUR.



## 460V CONNECTIONS, 3 PHASE

# 3 PHASE, 230/460 VOLT RECONNECTABLE, SINGLE SPEED HOIST (Paddle Limit Switch)

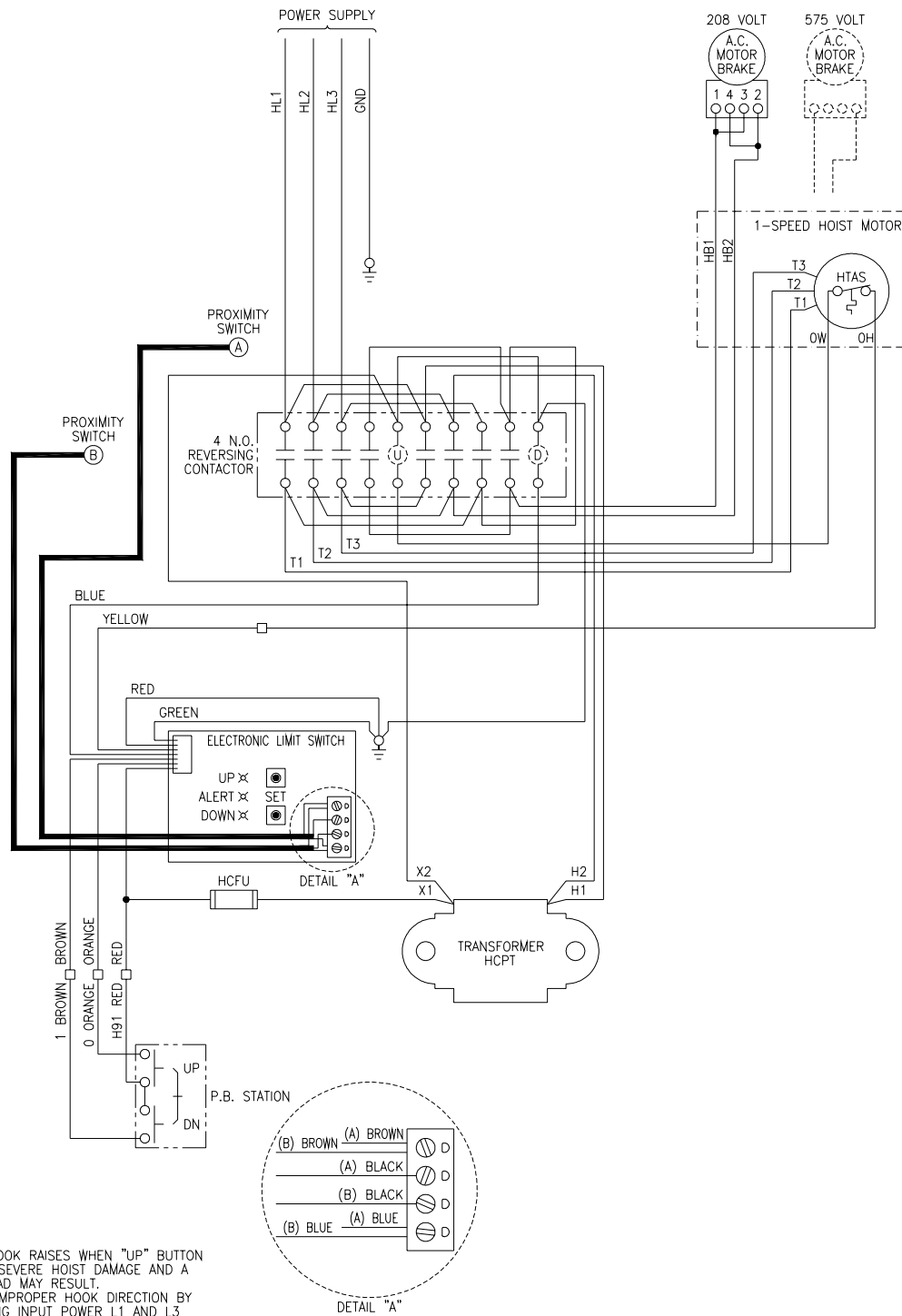


**NOTE:**  
WHEN RECONNECTING THIS HOIST FOR 230 VOLT THE BRAKE, MOTOR & TRANSFORMER NEED TO BE REWIRED AS ILLUSTRATED ON DRAWING 333250 SHEET 1.

- ▲WARNING:**  
UNLESS HOOK RAISES WHEN "UP" BUTTON IS PRESSED SEVERE HOIST DAMAGE AND A DROPPED LOAD MAY RESULT. CORRECT IMPROPER HOOK DIRECTION BY INTERCHANGING INPUT POWER L1 AND L3 DO NOT CHANGE PUSHBUTTON WIRING.
- ▲WARNING:**  
THIS EQUIPMENT MUST BE EFFECTIVELY GROUNDED ACCORDING TO APPLICABLE CODES.
- ▲AVERTISSEMENT:**  
CET EQUIPEMENT DOIT ETRE MIS A LA TERRE EN ACCORDANCE AVEC LES NORMES EN VIGUEUR.

## 460V CONNECTIONS, 3 PHASE

# 3 PHASE, SINGLE VOLTAGE, SINGLE SPEED HOIST (Electronic Limit Switch)



**⚠ WARNING:**  
UNLESS HOOK RAISES WHEN "UP" BUTTON IS PRESSED SEVERE HOIST DAMAGE AND A DROPPED LOAD MAY RESULT. CORRECT IMPROPER HOOK DIRECTION BY INTERCHANGING INPUT POWER L1 AND L3 DO NOT CHANGE PUSHBUTTON WIRING.

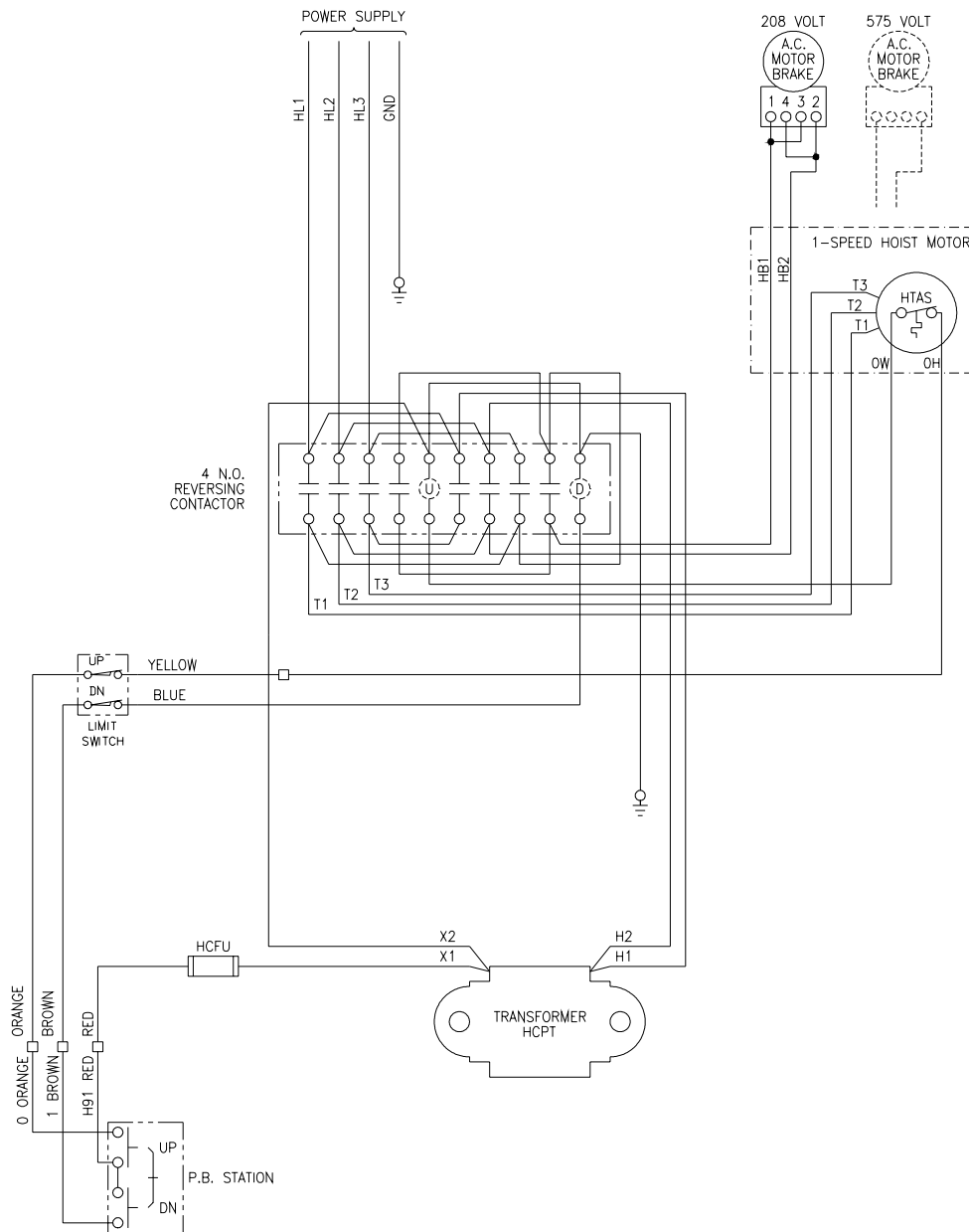
**⚠ WARNING:**  
THIS EQUIPMENT MUST BE EFFECTIVELY GROUNDED ACCORDING TO APPLICABLE CODES.

**⚠ AVERTISSEMENT:**  
CET EQUIPEMENT DOIT ETRE MIS A LA TERRE EN ACCORDANCE AVEC LES NORMES EN VIGUEUR.

## 208V & 575V CONNECTIONS, 3 PHASE

333213-03

# 3 PHASE, SINGLE VOLTAGE, SINGLE SPEED HOIST (Paddle Limit Switch)



**▲ WARNING:**  
UNLESS HOOK RAISES WHEN "UP" BUTTON IS PRESSED SEVERE HOIST DAMAGE AND A DROPPED LOAD MAY RESULT. CORRECT IMPROPER HOOK DIRECTION BY INTERCHANGING INPUT POWER L1 AND L3 DO NOT CHANGE PUSHBUTTON WIRING.

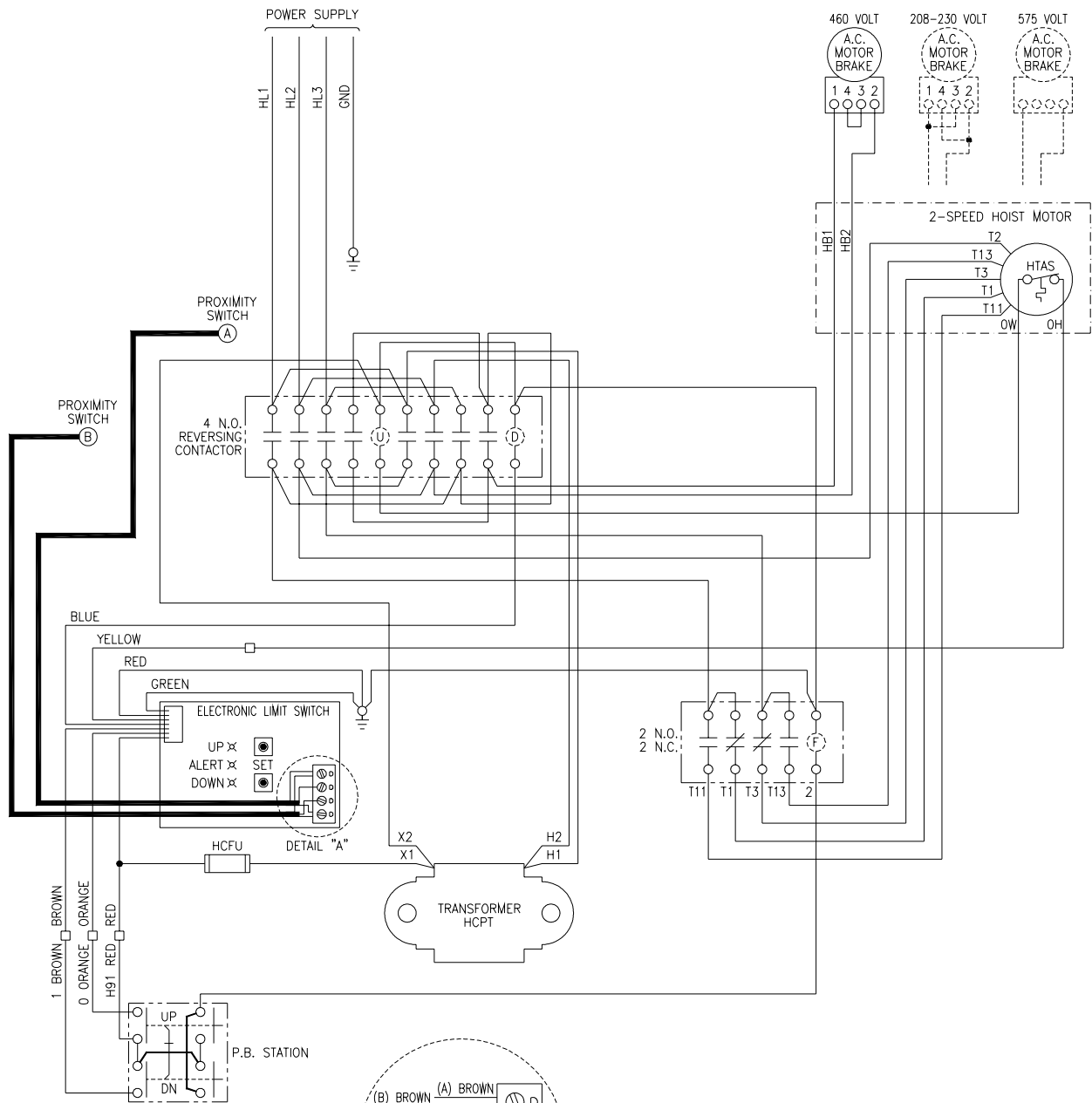
**▲ WARNING:**  
THIS EQUIPMENT MUST BE EFFECTIVELY GROUNDED ACCORDING TO APPLICABLE CODES.

**▲ AVERTISSEMENT:**  
CET EQUIPEMENT DOIT ETRE MIS A LA TERRE EN ACCORDANCE AVEC LES NORMES EN VIGUEUR.

## 208V & 575V CONNECTIONS, 3 PHASE

333250-03

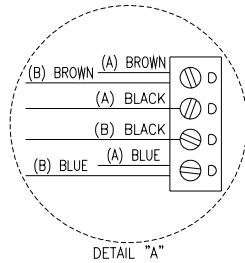
# 3 PHASE, SINGLE VOLTAGE, TWO SPEED HOIST (Electronic Limit Switch)



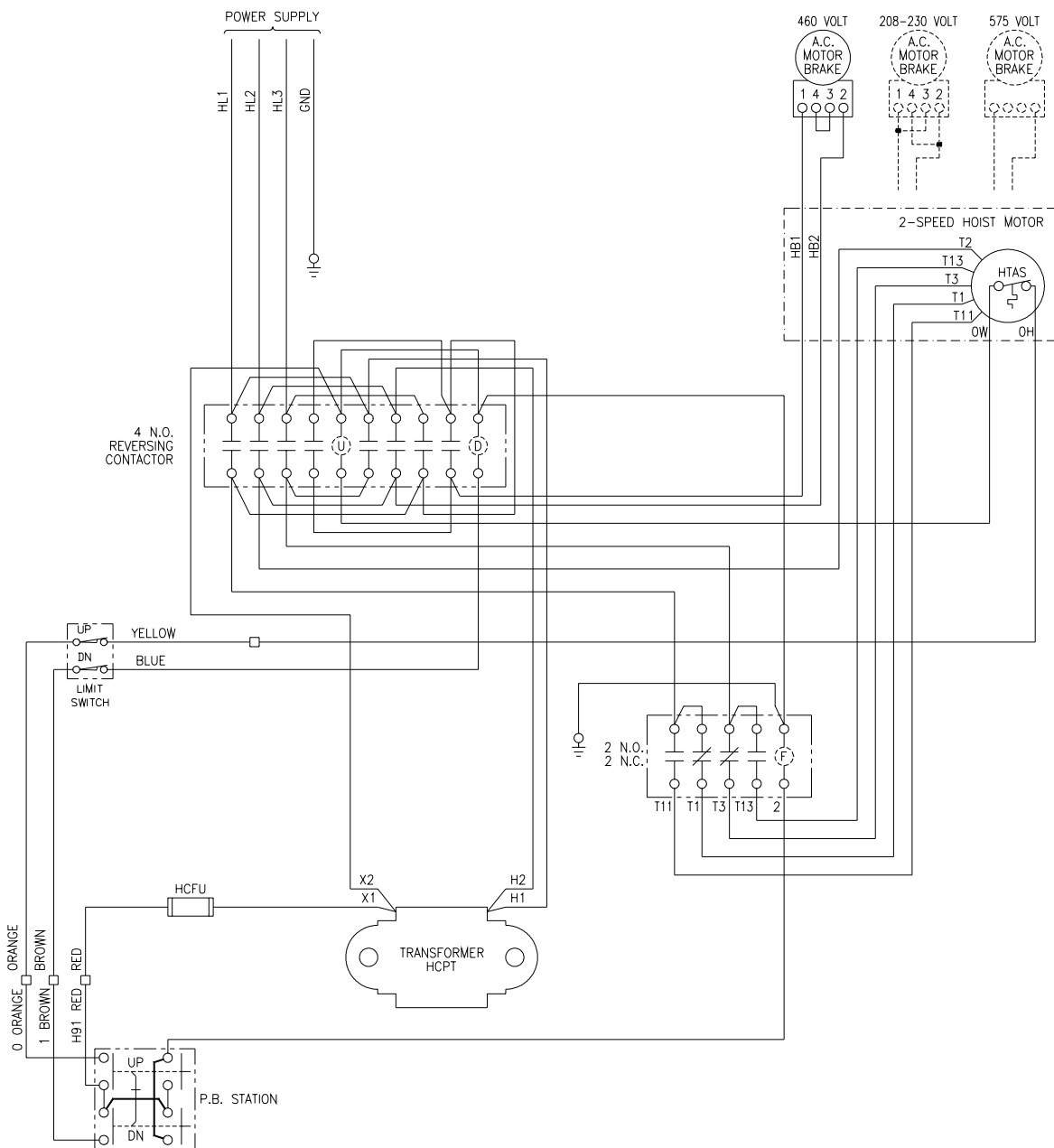
**▲WARNING:**  
UNLESS HOOK RAISES WHEN "UP" BUTTON IS PRESSED SEVERE HOIST DAMAGE AND A DROPPED LOAD MAY RESULT. CORRECT IMPROPER HOOK DIRECTION BY INTERCHANGING INPUT POWER L1 AND L3 DO NOT CHANGE PUSHBUTTON WIRING.

**▲WARNING:**  
THIS EQUIPMENT MUST BE EFFECTIVELY GROUNDED ACCORDING TO APPLICABLE CODES.

**▲AVERTISSEMENT:**  
CET EQUIPEMENT DOIT ETRE MIS A'LA TERRE EN ACCORDANCE AVEC LES NORMES EN VIGUEUR.



# 3 PHASE, SINGLE VOLTAGE, TWO SPEED HOIST (Paddle Limit Switch)



**▲WARNING:**

UNLESS HOOK RAISES WHEN "UP" BUTTON IS PRESSED SEVERE HOIST DAMAGE AND A DROPPED LOAD MAY RESULT. CORRECT IMPROPER HOOK DIRECTION BY INTERCHANGING INPUT POWER L1 AND L3 DO NOT CHANGE PUSHBUTTON WIRING.

**▲WARNING:**

THIS EQUIPMENT MUST BE EFFECTIVELY GROUNDED ACCORDING TO APPLICABLE CODES.

**▲AVERTISSEMENT:**

CET EQUIPEMENT DOIT ETRE MIS A LA TERRE EN ACCORDANCE AVEC LES NORMES EN VIGUEUR.

**For more information contact:  
American Crane & Equipment Corp.  
Authorized Distributor  
Tel: 877-503-2972  
Fax: 484-945-0430  
sales@americancrane.com  
www.americancrane.com**